



QUARTERLY FINANCIAL MANAGEMENT REPORT No. 10

30 September 2007

**Multi Donor Fund Secretariat
Jakarta, Indonesia**



Summary

- **Contributions:** the MDF has received a total of US\$ 673.33 million in pledges from the 15 donors and all these pledges have been formalized through legal agreements.
- **Allocations to Projects:** US\$ 492.45 million has been allocated to 17 projects .This means that 73% of pledges have been allocated (see Table 2 for complete list of projects).
- **Disbursements to Projects:** the MDF has disbursed US\$ 270.33 million to project accounts (see Table 3). The projects have spent US\$209.64 million of the funds they received.
- **Remaining Funds:** the MDF currently has US\$ 126.59 million in unallocated and uncommitted funds .

CONTRIBUTIONS

After two years of operations, the Multi Donor Fund now has pledges of US\$ 673.33 million, making it the largest donor in the Aceh reconstruction. Over 76% of the pledges come from three donors: the European Commission, The Netherlands and the United Kingdom.

Source	Pledge amount and Contribution Agreements signed in US\$ million	Cash Received US\$ Million
European Commission*	268.03	127.40
Government of Netherlands	171.60	100.00
Government of United Kingdom*	76.06	23.76
World Bank	25.00	25.00
Government of Sweden	20.72	20.72
Government of Denmark	18.03	18.03
Government of Norway	17.96	17.96
Government of Germany	13.93	13.93
Government of Canada	11.04	11.04
Government of Finland*	10.13	10.13
Government of Belgium*	10.83	5.17
Asian Development Bank	10.00	10.00
Government of United States	10.00	10.00
Government of New Zealand	8.80	6.60
Government of Ireland	1.20	1.20
Total Contributions	673.33	400.95

* Exchange rate as at 30 September 2007; Source: World Bank

MULTI DONOR FUND PROJECTS

A. APPROVED PROJECTS AND CONCEPTS

Table 2 : Multi Donor Fund Projects and Committed Projects as of 30 September 2007			
	Partner Agency	Implementing Agency	Budget US\$ million
Total Pledges			673.33
Estimated Investment Income			18.65
Estimated Administration, Appraisal and Supervision Costs			13.07
Estimated Investment Income Balance after Estimated Administration, Appraisal and Supervision Costs			5.58
Total Available Funds			678.91
Allocation to Projects			
Reconstruction of Aceh Land Administration System Project	World Bank	BPN	28.50
Community Recovery Through The Kecamatan Development Project (KDP)	World Bank	MoHA	64.70
Community Recovery Through the Urban Poverty Program (UPP)	World Bank	MoPW	17.96
Community-Based Settlement Rehabilitation and Reconstruction Project for NAD and Nias	World Bank	MoPW	85.00
Technical Support for Badan Rehabilitasi Rekonstruksi (BRR) NAD-Nias	UNDP	UNDP/BRR	14.74
Tsunami Recovery Waste Management Program	UNDP	UNDP/Dinas	24.41
Support to Strengthen the Role and Capacity of CSOs in the Recovery of Aceh	UNDP	UNDP	6.00
Labor-based Rural Road Rehabilitation in Aceh	UNDP	ILO	6.42
WFP Shipping Service	WFP	WFP	24.70
Reconstruction and Rehabilitation of Ports	UNDP	UNDP	3.78
Aceh Forest and Environment Project	World Bank	LIF/FFI	17.53
Flood Mitigation Program for Banda Aceh	World Bank	Muslim Aid	4.50
Infrastructure Reconstruction Enabling Program	World Bank	BRR	42.00
Nias Kecamatan-Based Recovery and Planning Project	World Bank	MoHA	25.75
Support for Poor and Disadvantaged Areas	World Bank	KPDT	25.00
Infrastructure Reconstruction Enabling Financing Facility	World Bank	BRR	100.00
Lamno-Calang Road Maintenance Project	UNDP	UNDP	1.46
Total Allocation to Projects			492.45
Total Unallocated Funds*			186.46
Commitment to New Project			
Disaster Risk Reduction			9.87
Economic Development Financing Facility			50.00
Total Commitment to New Project			59.87
Total Unallocated and Uncommitted Funds**			126.59

* Total unallocated funds may fluctuate depending on exchange rates and rate of investment and actual costs of administration, appraisal and supervision.

** Total unallocated and uncommitted funds may fluctuate depending on exchange rates and rate of investment and actual costs of administration, appraisal and supervision

As of 30 September 2007, the MDF has allocated US\$492.45 million to 17 projects. During the third quarter of 2007, the Steering Committee endorsed two new concepts, the Disaster Risk Reduction project, valued at US\$9.87 million and the Economic Development Financing Facility, valued at US\$ 50 million for a combined total of US\$ 59.87 million . In addition, in September the Steering Committee endorsed the extension of the Tsunami Recovery Waste Management Program, valued US\$ 9.98 million and the Lamno-Calang Road Maintenance Project, valued at US\$ 0.2 million. Hence, as of September 30, 2007, the MDF has US\$ 126.59 million that remain unallocated and uncommitted funds.

B. FINANCIAL STATUS

	Budget	Actual
	US\$ million	US\$ million
Receipts		
Total Paid in Contributions	673.33	400.95
Total Investment Income	18.67	15.01
Total Receipts	692.00	415.96
Disbursements		
Disbursements to Projects		
Reconstruction of Aceh Land Administration System Project	28.50	11.70
Community Recovery Through The Kecamatan Development Project (KDP)	64.70	64.70
Community Recovery Through the Urban Poverty Program (UPP)	17.96	17.90
Community-Based Settlement Rehabilitation and Reconstruction Project	85.00	78.16
Technical Support for Badan Rehabilitasi Rekonstruksi (BRR) NAD-Nias	14.74	14.74
Tsunami Recovery Waste Management Program	24.41	14.43
Support to Strengthen the Role and Capacity of CSOs in the Recovery of Aceh	6.00	3.00
Labor-based Rural Road Rehabilitation in Aceh	6.42	4.42
WFP Shipping Service	24.70	24.70
Aceh Forest and Environment Project	17.53	4.69
Reconstruction and Rehabilitation of Ports	3.78	3.58
Flood Mitigation Program for Banda Aceh	4.50	0.86
Infrastructure Reconstruction Enabling Program	42.00	3.55
Nias Kecamatan-Based Recovery and Planning Project	25.75	10.15
Support for Poor and Disadvantaged Areas	25.00	2.50
Infrastructure Reconstruction Enabling Financing Facility	100.00	10.00
Lamno-Calang Road Maintenance Project	1.46	1.26
Total Disbursements to Projects	492.45	270.33
Other		
Administration Costs	4.93	1.53
Appraisal, Supervision and Monitoring Costs	8.14	4.02
Total Administration, Appraisal and Supervision Costs	13.08	5.56
Total Disbursements	505.52	275.88
Total Cash Available		140.08

The MDF has US\$ 415.96 million, consisting of US\$ 400.95 million from donor contributions and US\$15.01 million from investment income. During this quarter, the Government of New Zealand paid US\$ 2.2 million to the Fund.

In total, the Fund has disbursed US\$270.33 million to its projects, which represents 55% of the value of endorsed projects. Another US\$5.56 million has been spent on administration, supervision and appraisal of projects.

From July till September 2007, the Fund disbursed US\$ 24.01million, consisting of

- o US\$10.15 million to the Nias Kecamatan-Based Recovery and Planning Project
- o US\$ 10 million to the Infrastructure Reconstruction Financing Facility
- o US\$ 2.5 million to the Support for Poor and Disadvantage Areas
- o US\$ 0.68 million to the Aceh Forest and Environment Project
- o US\$ 0.65 million to the Infrastructure Reconstruction Enabling Program

- o US\$ 0.03 million to the Flood Mitigation Program

The disbursement for this quarter has been higher than the previous quarter. On average, the MDF has disbursed US\$33.75 million each quarter with a peak of US\$45 million between October and December 2006 (see table below). As illustrated in the table below, disbursement for the current quarter was driven by on-budget projects, which have cumulatively disbursed US\$23 million compared to US\$ 1 million disbursed by off-budget projects.

On a macro level, 79% of the MDF funds are used to finance on-budget projects while the remaining 21% are used to finance off-budget projects. Analyzing the disbursement trends, we note that there are significant variations between partner agencies. The UNDP (as Partner Agency) tends to disburse heavy up front compared to the World Bank (as Partner Agency) and hence, projects under UNDP as Partner will be relatively slow in disbursements towards the end of the respective project cycles as they would have disbursed most of their funds earlier on.

It is reasonable to say that on-budget projects would be the major force driving disbursements compared to off-budget projects. This is clearly depicted in the table below where off-budget disbursements dropped by 67% during this period. This is primarily due to the fact that 5 of the 9 off-budget projects have been fully disbursed previously. Two of them, namely the Tsunami Recovery Waste Management Programme and the Lamno-Calang Road Maintenance Project have just started their extension phase. The other off-budget project, Disaster Risk Reduction is still in its preparation stage. These off-budget projects are expected to start disbursing in the next quarter.

Disbursement Trends								
	Oct-Dec	Jan-Mar	Apr-Jun	Jul-Sep	Oct-Dec	Jan-Mar	Apr-Jun	Jul-Sep
	2005	2006	2006	2006	2006	2007	2007	2007
	US\$ million	US\$ million	US\$ million	US\$ million	US\$ million	US\$ million	US\$ million	US\$ million
On-budget Projects	60	4	24	27	40	4	15	23
Off-budget Projects	25	21	11	0	4	5	3	1
Total	85	25	36	28	45	9	18	24

C. SPENDING BY PROJECTS

Table 4: Project Spending as of 30 September 2007			
	Grant Agreement	Spending by Projects as of 30 September 2007	%
Reconstruction of Aceh Land Administration System Project	28,500,000	10,072,024	35%
Community Recovery Through The Kecamatan Development Project (KDP)	64,700,000	57,088,133	88%
Community Recovery Through the Urban Poverty Program (UPP)	17,960,000	13,848,968	77%
Community-Based Settlement Rehabilitation and Reconstruction Project for NAD and Nias	85,000,000	65,245,712	77%
Support for Poor and Disadvantaged Areas	25,000,000	0	0%
Nias Kecamatan-Based Recovery and Planning Project	25,750,000	0	0%
Infrastructure Reconstruction Enabling Program	42,000,000	3,553,617	8%
Infrastructure Reconstruction Financing Facility	100,000,000	1,486,639	1%
Total On-Budget Projects	388,910,000	151,295,092	39%
Off-budget Projects			
Technical Support for Badan Rehabilitasi Rekonstruksi (BRR) NAD-Nias	14,736,650	12,842,837	87%
Tsunami Recovery Waste Management Program	24,411,105	12,059,803	49%
Support to Strengthen the Role and Capacity of CSOs in the Recovery of Aceh	5,996,500	1,095,294	18%
Labor-based Rural Road Rehabilitation in Aceh	6,420,000	2,950,731	46%
WFP Shipping Service	24,700,000	20,460,010	83%
Aceh Forest and Environment Project	17,533,000	3,965,617	23%
Reconstruction and Rehabilitation of Ports	3,780,000	3,367,474	89%
Flood Mitigation Program for Banda Aceh	4,500,000	792,847	18%
Lamno-Calang Road Maintenance Project	1,459,193	814,340	56%
Total Off-Budget Projects	103,536,448	58,348,953	56%
Total	492,446,448	209,644,045	43%

Overall, the MDF projects have spent US\$ 209.64 million. This represents an increase in spending by US\$ 13.4 million since the end of June 2007, although it is about 43% lower than the last quarter spending rates (see table below).

Table 3.5 : Spending Trends								
	Oct-Dec 2005	Jan-Mar 2006	Apr-Jun 2006	Jul-Sep 2006	Oct-Dec 2006	Jan-Mar 2007	Apr-Jun 2007	Jul-Sep 2007
	US\$ million	US\$ million	US\$ million	US\$ million	US\$ million	US\$ million	US\$ million	US\$ million
On-budget Projects	7.0	20.6	39.0	29.8	28.5	1.5	16.6	8.4
Off-budget Projects	2.2	5.6	10.9	11.9	11.5	4.1	7.1	5.1
Total	9.2	26.2	49.9	41.6	40.0	5.6	23.7	13.4

The spending of both off-budget and on-budget projects has significantly decreased during this quarter. The on-budget project spending is responsible for 63% of the total spending for this last three months.

In this quarter, the IREP spent the largest amount of funds, US\$ 3.55 million. It is the first IREP spending since the project was approved by the steering committee. It is expected that the project will continue to spend a significant amount over the next quarters.

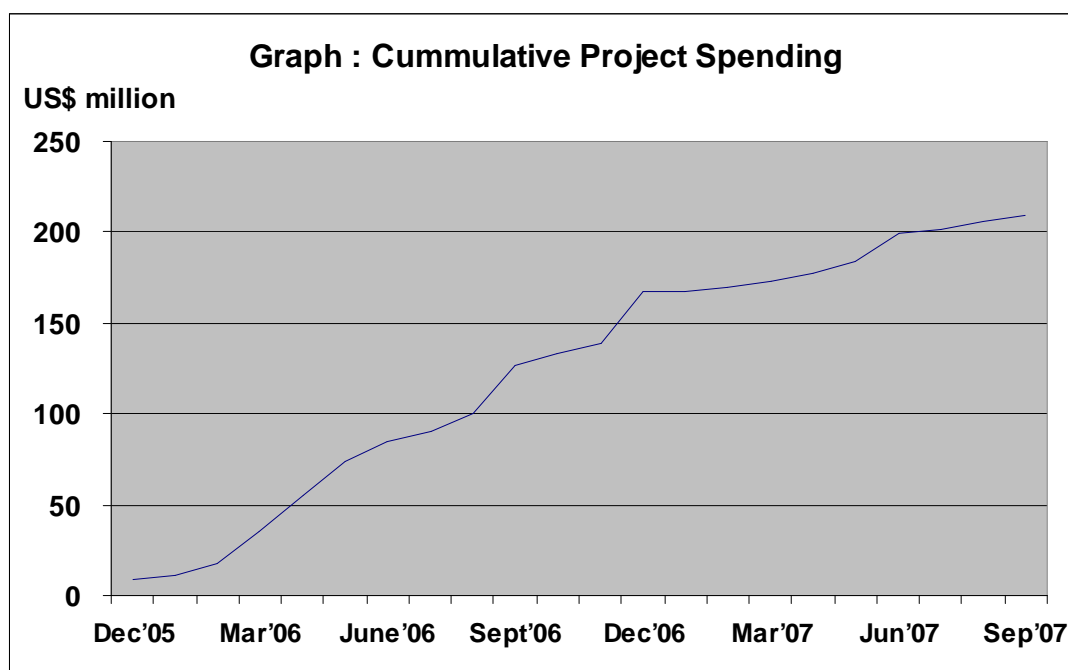
The IRFF project spent the second largest during this quarter, spending US\$ 1.49 million. Like the IREP this is the first IRFF spending since the project became effective and is expected to be the driving force for on-budget spending in the future.

The KDP spent US\$ 1.28 million during this quarter or 15% of the total on-budget spending while the CSRRP Housing project spending dropped significantly during this quarter, spending only US\$ 1.055 million. This level of spending constitutes only 7.8% of its previous quarter spending, which amounted to US\$ 13.547 million.

UPP and RALAS showed weak spending during the quarter, spending only US\$ 0.708 million and US\$ 0.278 million respectively. The other two on-budget project, the KRRP-Nias and the SPADA have not spent any funds in this quarter.

On the other hand, the off-budget projects took 37% of total spending during the last quarter. The spending for off-budget projects range from US\$0.05 million to US\$ 1.1 million.

The graph below shows monthly spending trends for the MDF portfolio.

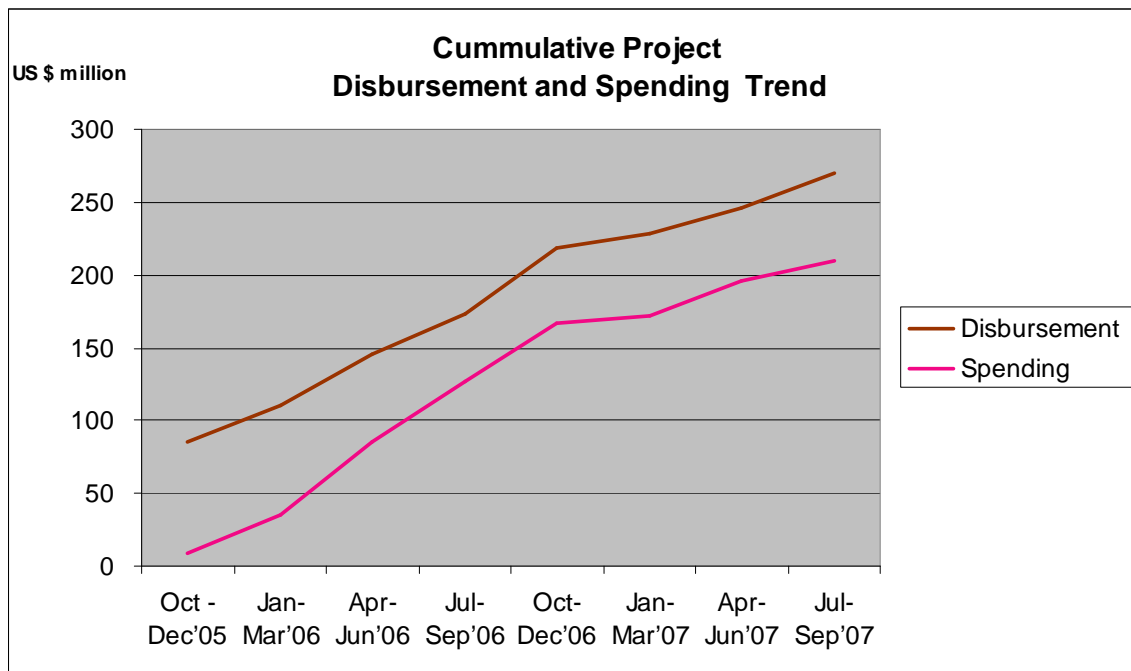


Cumulative Project Disbursement and Spending Trend

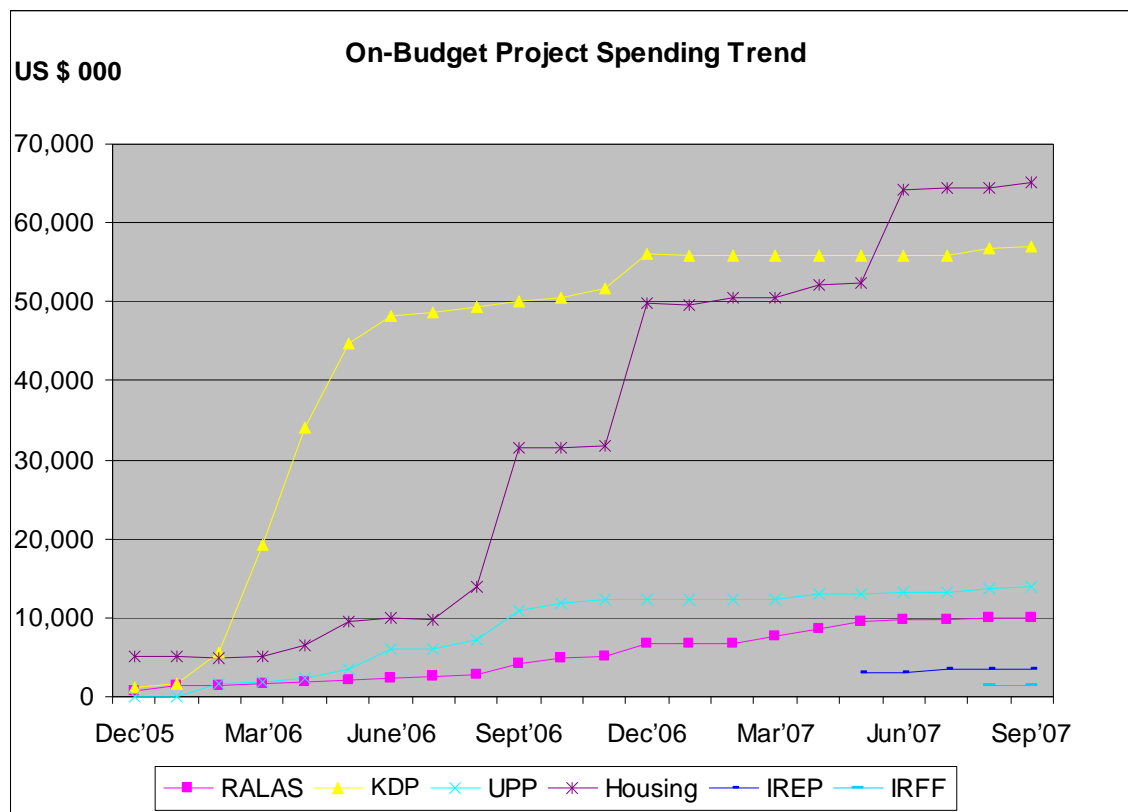
The range of the spending-disbursement ratio for the MDF projects is between 11% and 80%. The lowest spending percentage to the disbursement occurred during the commencement of the MDF when the on-budget project just started their disbursements. The highest spending-disbursement ratio was the period between April-June 2007, with the average ratio of 60%, however if one takes into account the first quarter, the average rises to 68%.

In the last quarter, the ratio of spending to disbursement was 76%, a slight decrease from last quarter figures of 80% but still higher than the average rate, 68%. This may be attributed to the significant drop in on-budget spending, while disbursements increased by 55% from the previous quarter.

There are four on-budget projects that started their disbursement, and collectively they are responsible for 97 % of total disbursements. However, they have not spent significant levels during this quarter. In contrast the off-budget disbursement dropped by approximately 90% from the April- June period while the spending only dropped by 31% during the same period. The off-budget increase in the spending-disbursement ratio has offset the on-budget dropped in spending-disbursement ratio in this quarter.



On-budget projects



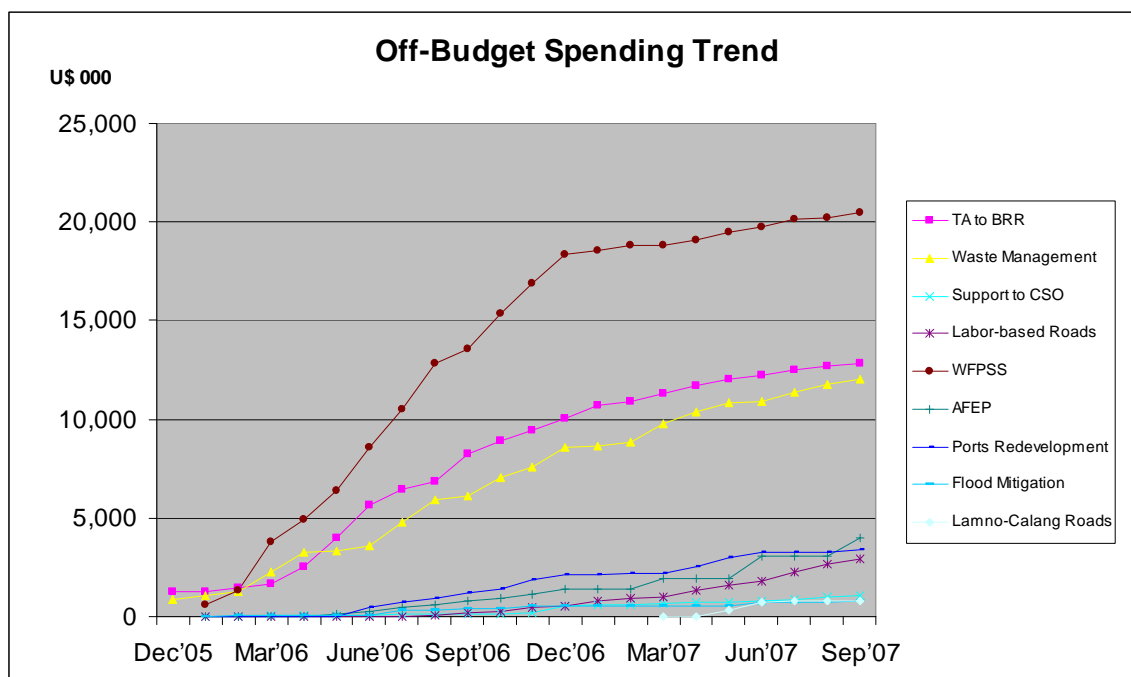
On-budget projects have spent US\$ 151.30 million of the US\$ 338.91 million allocated to them. To date, all the MDF on-budget projects have received funds.

- During the last quarter, the **IREP** spent US\$ 3.55 million, constituting 42% of on-budgets spending.
- During the last quarter, the **IRFF** project spent US\$1.49 million. As with the IREP, this is its first spending since the project was endorsed by the Steering Committee. In the future, it is expected that spending trends will be heavily influence by the IREP and IRFF projects.
- During the last quarter, the **Kecamatan Development Project** spent US\$ 1.28 million. The project had disbursed all of its kecamatan block grants. Therefore, the only remaining funds are technical assistance for facilitators' salaries
- The **CSRRP Housing Project** only spent US\$ 1.06 million in the July-September period bringing the project spending to US\$ 65.25 million. This suggests that the balance of funds available to the project is US\$ 19.75 million or 77% of the funds have been spent. As depicted in the graph above, the spending pattern is quite unique whereby there are small levels of spending until the target fulfilment of the previous tranche has been completed.
- From April-June 2007, the **Urban Poverty Program** has spent US\$ 0.7 million on its project activities, with total spending now at US\$ 13.85 million. The block grants are expected to be fully disbursed by 2007, but the project will finance the facilitators until

2009. The project has been strengthening its fiduciary measures before the next tranche of funds are released to community accounts.

- During this quarter the **RALAS** project spent only US\$ 0.3 million increasing total spending to US\$ 10.1 million. After a slow start, the project is beginning to pick up speed. To date, the project has successfully distributed 104,000 titles.
- The two other projects: KRRP and SPADA have just started their disbursement in this quarter.

Off-budget projects



From July to September 2007, off-budget projects have spent approximately US\$ 4.92 million, reaching a total spending of US\$ 58.35 million. There are three projects that are close to finishing their core activities:

- The **Technical Support for BRR** project has spent US\$ 12.84 million of the US\$ 14.74 million grant from the Multi Donor Fund. This project has also committed another US\$ 0.93 million to contracts and still has US\$ 0.97 million that remain un-earmarked. Although spending for the project has been steady, the amount remaining has actually increased since from approximately US\$ 800,000 in May 2006 to US\$ 0.97 million since in September 2007.
- The **Sea Delivery and Logistics Program** received a US\$ 24.7 million grant from the Multi Donor Fund, which financed the program from December 2005. As of September 2007, the project has spent US\$ 20.46 million with US\$ 4.24 million remaining and an additional US\$2 million of funds recovered from users of the WFPSS. The project team is currently preparing a PAD that will propose to the Steering Committee how the remaining funds can be used.
- The **Tsunami Recovery Ports Redevelopment Program** has spent US\$ 3.37 million (representing 94% of the grant and the project has committed all of its funds).

The designs have been completed and the economic feasibility studies and environmental impact assessments are currently being finalised and several of the ports will be constructed through the IREP-IRFF projects. The Tsunami Recovery Ports Redevelopment Programme is currently applying for additional funds.

Two projects have been endorsed for the extension:

- The **Tsunami Waste Management program** has spent US\$ 10.9 million on its activities and a further US\$ 1 million has been committed to contracts. The project has already spent all their funds for the municipal waste component and commenced component 2 (interim landfills) and component 3 (livelihoods). The Second phase of Waste Management project which will emphasis on long-term capacity building of waste services in district sanitation departments has been endorsed by the steering committee in this quarter.
- The **Lamno-Calang Road Maintenance Projects** has spent US\$ 0.814 million on its activities as of September 2007 and a further US\$ 0.21 has been committed to contracts. The steering committee has also endorsed the extension of the Lamno-Calang Road Maintenance Projects in this last three months.

Two projects are also showing strong spending. These projects are:

- The **Rehabilitation of Rural Roads** project has spent approximately US\$ 2.95 million on its activities and have committed another US\$ 2.28 million in contracts. While the project has experienced difficulties in certain areas such as Nias, the project is overall going well.
- In July-September 2007 period, the **Aceh Forest and Environment Project** has spent an additional US\$ 0.88 million. Both LIF and FFI experienced management changes and this has slowed down some of its activities.

There are still two off-budget projects that are spending slowly. These are:

- As of 30 September 2007, the **Support to Strengthen CSOs** has spent a total of US\$ 1.01 million. Although spending for this quarter has doubled over the previous quarter, amounting to US\$ 323,000, the project has yet to deliver on its core activities, hence reflecting on the poor spending rates so far.
- The **Flood Mitigation Program for Banda Aceh** continues to experience delays. During the third quarter of 2007, the project has only spent US\$ 58,000. As of September 2007, the procurement of various contracts have not been completed, hence no significant expenditures have been incurred.

OUTLOOK

The cash forecast presented in Table 5 shows expected cash receipts and disbursements for the current portfolio of concepts and projects. As shown below, the Fund expects to disburse another US\$53.10 million to project accounts in 2007.

Table 5: Projection of Cash Receipts and Disbursements 2006-2009					
	Actuals Until 30/09/2007	2007	2008	2009	2010
	US\$ million	US\$ million	US\$ million	US\$ million	US\$ million
Expected Receipts					
Cash remaining from prior period	0.00	140.08	117.48	3.61	27.66
During Current Period					
EC	127.40	29.17	16.90	94.55	
Netherlands	100.00	0.00	20.00	51.60	
United Kingdom	23.76	0.00	46.26	6.03	
Other Donors	149.79	0.00	5.23	2.62	
Cash receipts during current period	400.95	29.17	88.40	154.80	0.00
Investment Income	15.01	1.53	1.29	0.68	0.13
Expected Cash Available to MDTFANS	415.96	170.78	207.18	159.10	27.79
Disbursements					
Disbursements to Projects					
Reconstruction of Aceh Land Administration System Project	11.70	5.00	11.80	0.00	
Community Recovery Through The Kecamatan Development Project (KDP)	64.70	0.00	0.00	0.00	
Community Recovery Through the Urban Poverty Program (UPP)	17.90	0.06	0.00	0.00	
Community-Based Settlement Rehabilitation and Reconstruction Project	78.16	3.00	3.84	0.00	
Technical Support for Badan Rehabilitasi Rekonstruksi (BRR) NAD-Nias	14.74	0	0.00	0.00	
Tsunami Recovery Waste Management Program	14.43	5.00	4.98	0.00	
Support to Strengthen the Role and Capacity of CSOs in the Recovery of Aceh	3.00	0.00	3.00	0	
Labor-based Rural Road Rehabilitation in Aceh	4.42	2.00	0.00	0.00	
World Food Programme Shipping Service	24.70	0.00	0.00	0.00	
Aceh Forest and Environment Project	4.69	0.00	6.97	5.87	
Reconstruction and Rehabilitation of Ports	3.58	0.20	0.00	0.00	
Flood Mitigation Program for Banda Aceh	0.86	1.50	2.14	0.00	
Road and Bridge Repair Lamno-Calang	1.26	0.20	0.00	0.00	
Infrastructure Reconstruction Enabling Program	3.55	10.00	19.35	9.10	
Nias Kecamatan-Based Recovery and Planning Project	10.15	0.00	15.60	0.00	
Support for Poor and Disadvantaged Areas	2.50	1.50	12.00	9.00	
Infrastructure Facility	10.00	20.00	45.00	25.00	
Disaster Risk Reduction	0.00	4.00	5.87	0.00	
Economic Development Financing Facility	0.00	0.00	35.00	15.00	0.00
<i>Other project</i>		0.00	35.00	65.00	26.59
Other					
Administration Costs	1.53	0.33	1.27	1.20	0.60
Appraisal, Supervision and Monitoring Costs	4.02	0.51	1.74	1.27	0.60
Expected Total Expenditure	275.88	53.30	203.56	131.44	27.79
Total Cash Available for subsequent year(s)	140.08	117.48	3.61	27.66	0.00

ANNEX 1		
MULTI-DONOR TRUST FUND FOR ACEH AND NORTH SUMATRA (TF054838)		
Unaudited Statement of Receipts, Disbursements and Fund Balance as at 30 September 2007 (Expressed in USD)		
	Quarter ending 30 September 2007	Inception to 30 September 2007
Receipts (Note 1)		
Cash Contributions		
European Commission		127,399,466.31
Government of Netherlands		99,999,940.00
Government of United Kingdom		23,762,194.42
International Development Association		25,000,000.00
Government of Denmark		18,033,865.72
Government of Norway		17,957,215.37
Government of Canada		11,042,215.24
Government of Sweden		20,717,491.49
Asian Development Bank		10,000,000.00
Government of Germany		13,930,600.00
Government of United States		10,000,000.00
Government of Finland		10,133,463.20
Government of Belgium		5,173,600.00
Government of New Zealand	2,200,375.00	6,601,125.00
Government of Ireland		1,198,700.00
Total Cash Contribution	2,200,375.00	400,949,876.75
Investment Income (Note 2)	2,916,785.59	15,009,633.95
Total Receipts	5,117,160.59	415,959,510.70
Disbursements		
Disbursement to Grantee	(24,010,350.79)	(270,941,698.51)
Direct Costs Disbursed by WBG		
Staff Costs	(195,931.23)	(1,633,697.38)
Consultant Fees	(150,631.51)	(2,094,546.02)
Associated Overhead Costs	(1,310.47)	(54,051.51)
Travel Expenses	(105,603.92)	(887,201.31)
Airfare Rebate	1,555.81	14,117.91
Equipment Costs	(8,012.25)	(61,971.93)
Media Workshop	(23,004.34)	(163,764.16)
Contractual Services	(4,334.74)	(59,036.52)
Total Direct Costs Disbursed by WBG	(487,272.65)	(4,940,150.92)
Total Disbursements	(24,497,623.44)	(275,881,849.43)
Fund balance, beginning of period	159,458,124.09	
Fund balance (Cash and Investment)	140,077,661.24	140,077,661.27
Commitments Outstanding as of 10/17/2007 (Note 5)		215,078.03

* Source: SAP as of 30 September 2007

NOTES:

1 - This statement is prepared on the basis of cash accounting. Transactions subsequent to this statement date are recorded in the period in which they occur

2 - Investment income is not credited to any trust fund where the daily balance is less than USD equivalent \$5,000.

3 - Other Direct Costs represents all disbursements incurred prior to July 2000

4 - Administrative fees are recovered once a month from the Trust funds. The administrative fees on transactions recorded subsequent to the monthly fee recovery process will be recovered in the following month.

5 - Commitments relate to bank executed trust funds only. This amount reflects open purchase orders as of 10/17/2007 which may or may not result in actual expenditures to the TF. Non-holding currency commitments have been translated to holding currency for reporting purposes.



For further information about this report, please contact:

Lanny Oktavia
Finance and Administration Officer
Multi Donor Fund for Aceh and Nias
Email : loktavia@worldbank.org



wb322384
C:\DOCUME~1\wb322384\LOCALS~1\Temp\notes0443BA\Financial Report 30 June 2007-Final GW.doc
09/04/2007 1:52:00 PM